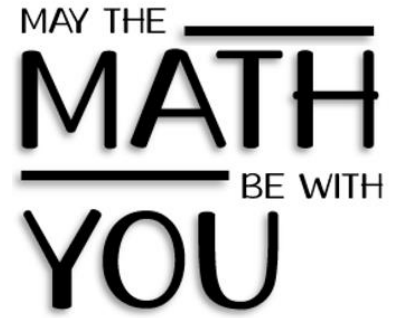


Welcome to Ms. Lemke's Math Class  
This is what you need to know...

The story of the 2023 - 2024 8<sup>th</sup> Grade Class, as told to  
your grandchildren.



**A long time ago, in a classroom far, far away ...**

Students began their journey in 8<sup>th</sup> Grade both excited and nervous about what the future might hold. The new Commander - Jedi Master Jones, ran a tight ship and had high expectations for his new recruits. With his help and that of their dedicated leaders, the recruits ALL made amazing strides in their mental strength and ability to utilize the force within them.

- They became masters at showing kindness to others.
- They learned how to work together to achieve their goals.
- They conquered their fear of math.
- Through their many successes, they increased their self-confidence.
- And the most difficult of all - they used the force within them to master their self-control.

When the school year ended, this class of recruits were ALL successful in achieving the rank of Mastery in all areas of study. They are remembered to this day as the strongest class of Jedi Masters ever to pass through the 8<sup>th</sup> Grade.

**MAY THE MATH BE WITH YOU!**

The following describes part of their journey how they were able to have such incredible success in math class.

### When You Come In:

After the 5 minute class change time we will begin, so there is not much time to get settled.



### Read the board.

- The one on the back wall by the backpacks will have the directions for what you are to do and what you need out on your desk, etc.
- The front board will have your fluency assignment.
- Pick up any handouts on the front table as listed on the board.
- Pick up any other supplies listed on the board (white board, markers, journals, etc).
- Once you get ready to start, complete the fluency assignment before we begin class.
- Once I begin speaking, you must stay seated – so make sure you have everything you need.

### Bring to Class Daily:

- Pencil(s) – no pens in math class. Even Jedi Masters don't use pens in math class!
- Math Workbook. You need this EVERY DAY.
- Dry Erase Markers – I have a limited supply and will run out soon. After that it's scratch paper if you don't have your own markers. 😞
- Everything else will be provided for you.

### Daily Bell Ringers:



- **AM Class:** Your fluency will be the one that goes with the lesson we are currently working on. There will be a ½ page handout on the front table to pick up and complete. There are only 4-6 questions.
- **PM Class:** Your fluency will be in your workbook – the REMEMBER Section. It will usually be the lesson we are currently working on or it may be one that we missed for whatever reason from an earlier lesson. It will be on the board.

### The Great Pencil Challenge:

Somehow – even though most students carry around a backpack that weights about 50 lbs, there isn't always a pencil in it. 😊 Therefore, to encourage you to remember, we are having the "Great Pencil Challenge".



- If you need a pencil (none of your friends will loan you one) there is a pencil keeper on the front board.
- Get the pencil from the slot that matches your desk number.
- Class will not be dismissed until all pencils are returned – we can see your seat number!
- After 2 full weeks – every seat number whose pencil is still there WITH the eraser gets candy.
- Whichever seat number has their pencil WITH the eraser for the longest WINS – candy and a prize from Porkchop's Treasure Box (Porkchop is our mascot – more later on him).
- If you always bring your own pencil to class, the one in your slot will never wear out and you will win.
- If there is no single winner after 4 weeks, everyone who has their pencil still there in good condition wins!

### Class Jobs:

- There will be several class jobs for students who wish to volunteer including 2 Class Assistants, Timekeeper, and Attendance Taker.
- Every Thursday, the Attendance Taker will draw a student's name randomly and if that student is on-task, he/she will have a choice for candy or Colt Cash. If that student is not on-task, nothing will be said and another student's name will be drawn until the name of a student who is on-task is pulled. This will be both AM and PM classes on Thursday.
- The Class Job volunteer sign up sheet will be available after class changes are completed.

## Birthday Celebrations:

- We will celebrate birthdays one day per month.
- Whichever month you were born in, you will get a cupcake, birthday sticker, and your tag that hangs on the birthday board (to put on your ID) on the day we celebrate for that month.
- If your birthday is in June, we will celebrate your birthday in May.
- If your birthday is in July, we will celebrate your birthday in August.



## WOW Board! – You Are Awesome!



The Wow Board is **NOT** based on your grades – **just be your best self!** Here are just a few things that will earn you a spot on the board.

- **If you are noticed showing...** Kindness, respect, a great attitude, leadership, perseverance – not giving up when it gets difficult.
- **If you are noticed ...** Being cooperative, following procedures when others are not, staying on task and focused when others are not, helping out when you see a need.
- Each class is separate and will have its own board and many other positive behaviors can earn you a spot on the board.
- You may not be noticed every time you exhibit these behaviors – but don't give up!
- Students may nominate a fellow class member. There are nomination slips to fill out and put in the box. I will check those at the end of each day.
- When the board is full, I will spin the wheel for 5 winners – prizes to be announced.

## 100's Chart:

### The Hundreds Chart **IS** based on your grades

- Every time you get 100% on any assignment – Quiz, IXL Lesson, etc, you will put your name in one of the spaces on the Hundred Chart.
- There is no limit to how many times your name can be up there!
- When all the spaces are filled in on the chart, I will spin the wheel to choose 5 (or maybe more) winners.
- Each class is separate. You may complete your chart in 3 weeks and it may take another class 6 weeks. It's up to you!
- The winners will get different types of prizes (to be announced). Once the winners have been chosen, I will create another chart for your class and we will begin again!



## UNO Class Competition: Are You Up To The Challenge?

The UNO Class Competition is based on class behavior – mastering self-control. The Competition runs for about 4 weeks each time. The class with the highest score wins a prize. The prize for the first competition will be a GAME DAY! Here are the rules of the competition.

- Each class will start with 0 points.
- We use Giant UNO Cards – you can see them on the front board. Each day (class period) that the class meets the designated expectation, they get to draw a card. That number of points will be added to their score.
- Each day (class period) that the class does NOT meet the designated expectation, they will also draw a card. That number of points is subtracted from their score.
- If poor behavior continues throughout the class period, the amount subtracted may be doubled. 😞
- Expectations will change daily, even by class period – students must watch the board to see what the expectation for the class period is.



## **I Wish Ms. Lemke Knew...**

There is a Bear on the side of my desk labeled “I Wish Ms. Lemke Knew...” and there are small forms to fill out on top. If you have anything you’d like to let me know and there is not a chance to speak privately, you can take one of the papers and fill it out. Fold it up, put it in the Bear. The lid screws on so no other student could get into it with me in the room – it will remain private. It can be anything at all – good news, sad news, maybe someone is kicking your chair in class and it bothers you... Anything that affects how you feel here at school or in class. I will do my best to help you and if it’s good news – celebrate with you!

## **Math Journal:**

- We will be creating a Math Journal this year as both a resource document and thinking tool.
- Resource pages such as LEAP Reference Sheets for grades 7 and 8, Exponent Properties, Place Value Charts, Module Vocabulary, Square and Cube Root Tables, etc. will be glued in as they are needed.
- We will also do 1-2 Challenge Problems per week (written responses to explain your thinking).
- The journals stay in the classroom unless you want to check yours out to study.
- Journals will also be part of the homework checks.
- You will collect REWARD STICKERS on the cover of your journal. Stickers for homework checks, 100%, As and Bs in math on your report card, outstanding job explaining your thinking, etc. Your journal will soon become very colorful and personal. 😊

## **Homework Checks:**

We will have homework most nights in math class, however, it will not be a lot of problems. Many times you will be able to finish in RTI class if you are on-task with what we are doing.

- Homework checks are scheduled on Quiz and End of Module Test days so we do not lose class time.
- I will ask the following day if there were any questions regarding the homework problems and if not, I will not spend time going over it.
- The answers to the homework problems and all of the classwork will be posted on my website.
- Homework Checks will also include random checks of your classwork and journal. They will count as 1 grade at the end of each 9 weeks period.



## **Quizzes:**

- Quizzes are broken down by topic within each module and are short – only 5-6 questions.
- All quizzes are timed – they will range from 30 minutes to 1 class period.
- You will first complete a paper copy of the quiz showing your work, then you will enter your answers in the computer. The paper copy will then be turned in.
- We will review the quiz during the 2nd class period (RTI time) the same day it is taken.
- Students who are absent on the day of the quiz have 1 week from the date of return to make it up. After that the grade will remain a “0.”
- Students who are absent will take Version 2 of the quiz.

## **Prepare for Quizzes:**

- Each quiz will have a “Quiz Review Sheet” that will give you information about how to prepare for each specific question. It will tell you what Lesson Recap to look at, what pages have similar questions, and whether the question is multiple choice, drag and drop, fill in the blank, etc.

- You will be given each Quiz Review Sheet the day we start the topic that the quiz covers.
- You will keep these on your desk during instruction and I will point out and discuss the problems which match the ones that will be on the quiz.
- You may label a page in your Journal for the Quiz Review Sheet problems and you may use your Journal on the quiz. The page in your Journal must be organized – not scratch work.
- When we move on to the next topic, keep your Quiz Review Sheets together. They will help you with the End of Module Assessment – some of the problems will be very similar.

### **End of Module Assessment:**

- You will be given 2 class periods (on the same day) to complete the assessment.
- There will be questions in which you must explain your reasoning and how you got your answer. This is similar to what you will be required to do on the LEAP test.
- Just as you did on the quizzes, you will first complete a paper copy of the assessment showing your work, then you will enter your answers in the computer. The paper copy will then be turned in.
- We will review the assessment the day after it is given.
- Students who are absent on the day of the assessment have 1 week from the date of return to make it up. After that the grade will remain a “0.”
- Students who are absent will take Version 2 of the assessment.

### **Prepare for End of Module Assessment:**

- Just like the quizzes – each End of Module Assessment will have an “End of Module Review Sheet” that will give you information about how to prepare for each specific question.
- You will be given the End of Module Review Sheet about 1 week before the test.
- The Review Sheet will stay on your desk during instruction and I will point out and discuss the problems which match the ones that will be on the test.
- You may label a couple of pages in your Journal for the End of Module Review Sheet problems and you may use your Journal on the quiz.
- The pages in your Journal must be organized – not scratch work.

### **IXL Assignments:**

- Your IXL assignments will count as 1 grade per 9 weeks.
- IXL will be worked in to part of our RTI or 2nd block time, however, you may need time outside of class as well.
- The assignments will be aligned with the specific lessons we are working on to aid understanding – so its important that you don’t get behind.
- Only the Teacher Assigned Lessons count towards the grade. These are found in a drop down box in the top right corner of the screen.
- Credit for an assignment requires a SMART Score of 80% or above.
- Students who make 100% on an IXL assignment earn a place on the Hundreds Chart for each one.
- Each week we also have either the IXL Top 5, or IXL Superstars. Those are the student with the highest IXL points for that week.
- IXL Top 5 or IXL Superstars win a prize.



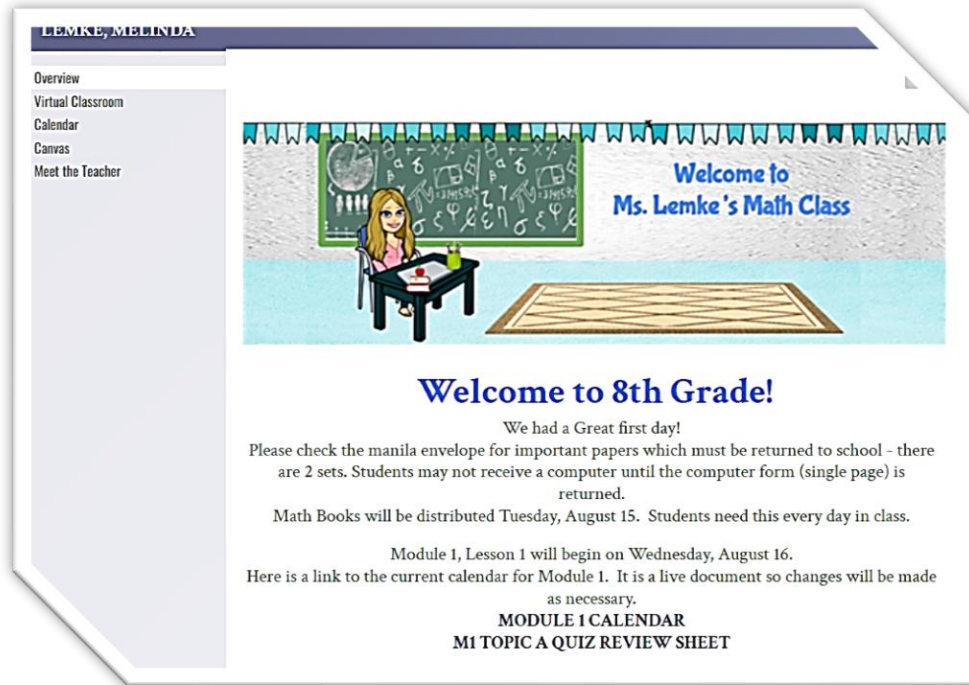
### **Absences:**

- When you are absent, check the website to see what you have missed.
- If you miss a Quiz or Module Assessment, you have 1 week from the date you return to make it up.
- We will figure out when you can do it depending on your class schedule – possibly during PE one day.
- If there were any other assignments missed, those can be done at home.

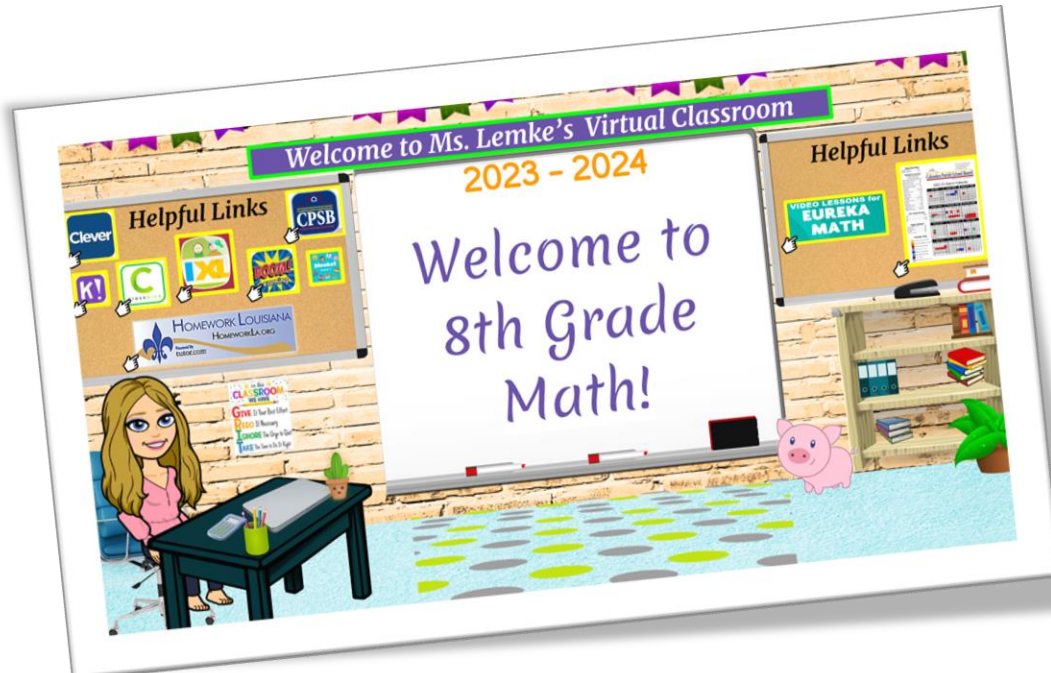


### Teacher Websites:

This is the main page – the “Overview.” Go here for important information and updates.



The Virtual Classroom page has links to resources and apps that we use in class.



### Calendar/Planner:

Our math class is planned by topic within each module. I will post the link to a live document on my website which details what material is planned for each day, homework, quiz date, and anything else regarding what we do in class. Unfortunately, things frequently change which we are not able to plan for. Safety drills, computer distribution, digital days, etc. will come up so changes to the live document will be made as necessary.